



Step-by-Step Guide to VAT Registration Process for UAE Companies





Understanding VAT in the UAE

01

Value-added tax (VAT) is a consumption tax applied to the majority of products and services.

02

It's not just an additional payment on your receipt.

03

VAT was first implemented in the UAE in January 2018

04

Has a standard rate of 5%.

05

VAT supports the UAE's long-term development objectives



STEP 1

Determine Your VAT Registration UAE Eligibility



Identify if VAT registration is required for your company.



If your yearly revenue > threshold value of **375,000**, you must register for VAT.



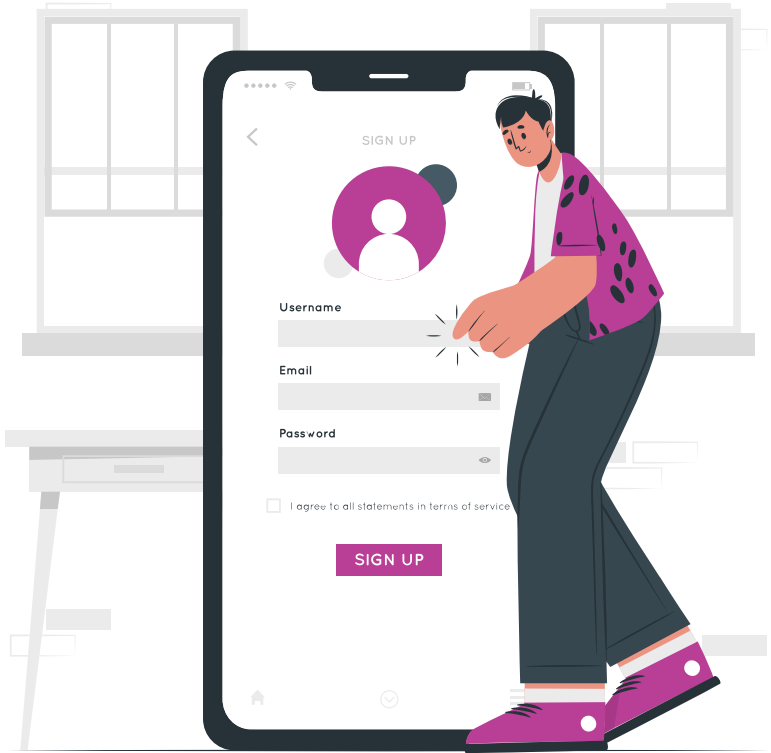
If Amount > AED 187,500 and Amount < AED 375,000, you can choose to register voluntarily.



STEP 2

Register on the Federal Tax Authority (FTA) Portal

- Go to the FTA portal and register.
- Enter the necessary data
- Confirm your email address to get your account activated






STEP 3

Log in to the FTA Portal


01

Log in to the FTA portal



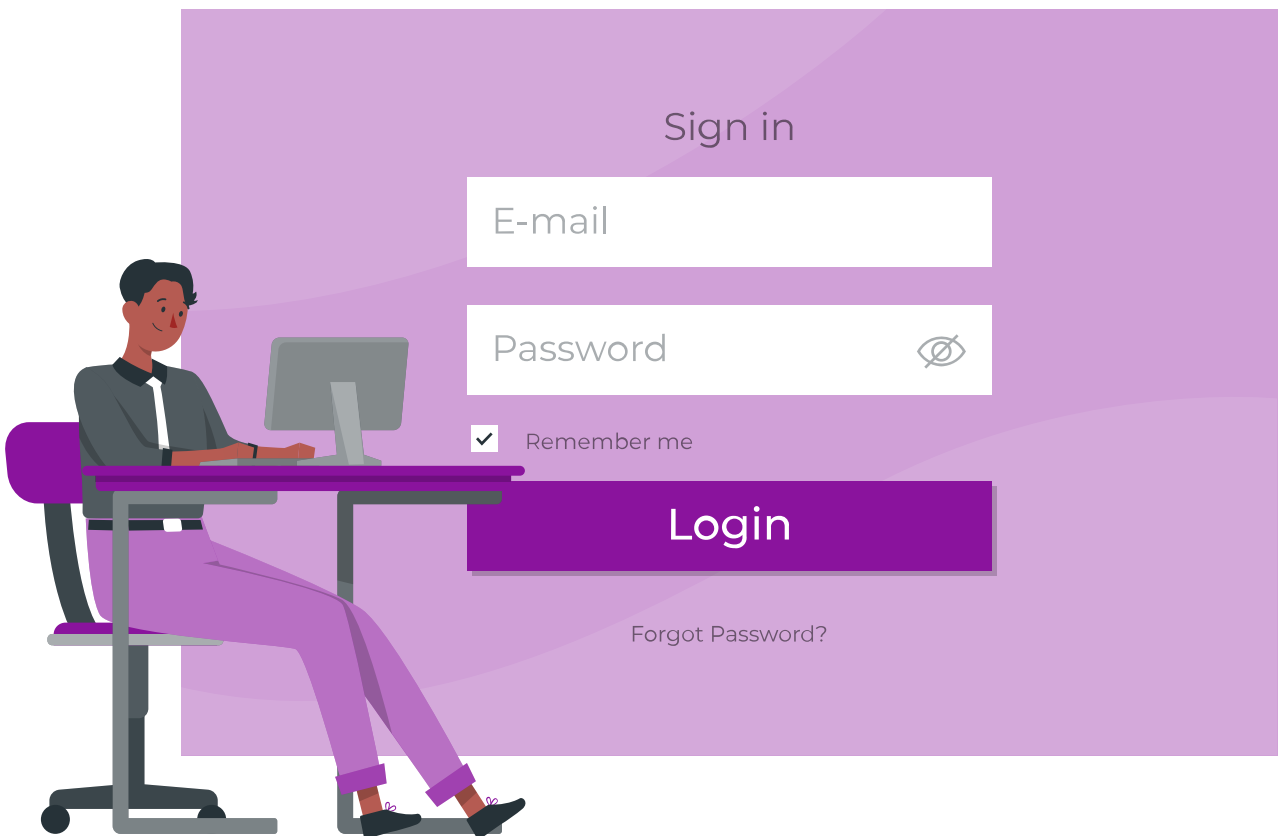
02

Click the "VAT" tab after your account has been activated.



03

To begin the registration procedure, select "VAT Registration".





STEP 4

Begin the VAT Registration Process

01



Fill out the Registration Form

02



On the VAT registration form, provide details such as:

- Contact information
- Business operations
- Projected turnover
- Bank account details.



STEP 5

Provide the Required Documents.

01

Trade License

02

Details of Contact

03

Bank Account
Information
Financial Data.

04


Emirates
ID

05

Copy of Passport

06


Details of Business
Activity





STEP 6

Examine and Submit Your Application



Evaluate the data you have submitted



Make any required changes.



Once your application is accurate, submit it to be processed.





STEP 7

Get Your VAT Registration Certificate



You will receive an email with your VAT registration certificate, after the application is confirmed.



You will also receive a Tax Registration Number (TRN) if everything is accurate.



You must provide this official VAT identification number on all tax bills and associated paperwork.





Enhance VAT Registration Process With Paci.ai

Paci.ai is an integrated platform with **Human + AI Finance Management Services.**

Paci.ai simplifies VAT registration for UAE through the following

features it offers.



Guided
Registration
Process



Document
Management



Real-time
Updates



Professional
Assistance

[Try Paci Now!](#)



Our services



**Accounting
Services**



**Accounting
Software**



**Bookkeeping
& tax suite**




**Customized insights
& financial advisory**



**Easy transaction
management**

Try Paci Now!





Enhance your VAT Registration Process with Simple AI-powered finance management platform.

[Try Paci Now!](#)